

Draw a diagram to help you remember the shot or movement.

Student Name: _____


1. Wide Shot (WS)



2. Medium Shot (MS)



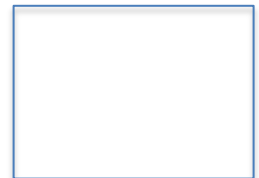
3. Close-Up Shot (CU)




4. Extreme Close-Up Shot (ECU)



5. Shot at Eye Level



6. Shot at Low Level




7. Shot at High Level




8. Birds Eye View



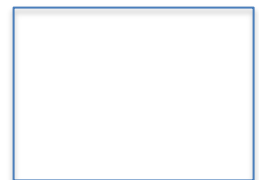
9. Panning




10. Tilting




11. Trucking




12. Dollying



13. Zooming in




14. Zooming out



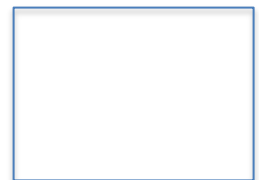
15. Craning




16. Rule of Thirds



17. Headroom



18. Talking/Walking Room



19. Merger

20. Showing depth

21.

22.

23.
